



Reusable Flow Sensors

Thank you for purchasing a SleepSense sensor

Description

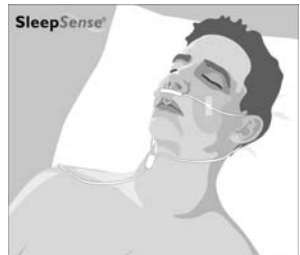
Comprising of three thermistors, (heat sensitive resistors), the respiration flow sensor is placed under the patient's nose and produces a signal that is directly proportional to the temperature changes of air inhaled and exhaled during respiration. The sensor generates a small analog electrical voltage that provides a clear, reliable indication of respiration airflow. The sensor should be connected to the appropriate channel on the recorder.

Indications for use

SleepSense® sleep-lab sensors provide a qualitative measure of sounds, respiratory-effort, flow, body position or limb movements, for recording on an approved data acquisition system. They are intended for use on children and adult patients who are screened during sleep disorder studies at a sleep laboratory or the patient's home.

Applying the Sensor

The respiration flow sensor is placed on the patient's upper lip, under the nostrils. **The sensors are delicate and must be handled with care.**

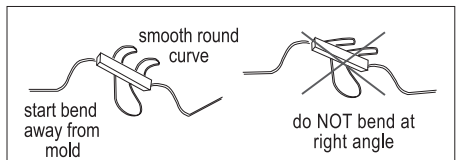


Positioning the Sensor

1. Bend the sensor body into a soft curve, to fit onto the patient's upper lip. Position the sensor's black beads under the nostrils and away from the face.
2. Align the tip of the oral prong with the center of the mouth. Bend the prong to the desired position.
3. Draw the wires on either side of the sensor over the patient's ears and use the clasp under the chin to secure the wires in place.

Recommendations:

- Tape the wire on both cheeks to reduce strain and enhance reliability.
- Check that clear, strong signals are being transmitted before leaving the patient.



Cleaning the Sensor

- Wipe the sensor and cable with a non-corrosive (to plastic) cleanser to clean before use.
- Make sure the complete sensor assembly is thoroughly dry before reusing it.
- To sterilize the sensor, follow standard gas sterilization protocols.
- Do not autoclave or soak the sensor system in disinfectants.

Technical Specifications:

For a complete list of technical specifications please contact us or visit our website.

Part type:	1459 / 1460 (3 thermistors)
Cable:	200 cm long white PVC insulation lead wire
Recommended filter settings:	As recommended in the system's instructions
Intended for system:	Respironics® Alice 3 and Alice 4
Operating conditions:	5°C (40°F) -- 40°C (104°F)
Storage temperature:	-20°C (-4°F) -- 60°C (140°F)
Operating and storage humidity:	5% -- 95% (Non-condensing)


Warnings and Precautions

- SleepSense® sensors are for professional use only.
- SleepSense® sensors are for sale by or on the order of a physician only.
- SleepSense® sensors may be used only in conjunction with an approved recording system.
- SleepSense® sensors are only intended for use on healthy skin.
- Discontinue use if sensor shows signs of wear, damage, or exposed metal.

Limited Warranty

SLP warrants the respiration-flow sensor to be free of defects in materials and workmanship for a period of six months from the date purchased. The sole liability of SLP and our distributor(s) is limited to replacement or repair of the product at the option of SLP with no charge for parts or labor if any part is proven to be defective in workmanship, performance, or materials during the warranty period. Under no circumstances shall SLP or our distributor(s) be liable for any loss of revenues or damage, direct, consequential, or incidental, including loss of profit, property damage, or personal injury arising from the use of, or the inability to use this product. This warranty is intended only for the original buyer and is in lieu of all other warranties or previous agreements, expressed or implied. This warranty is rendered void if the product is used for other than its intended purpose or is subject to abuse, misuse, tampering, neglect, or unauthorized modifications. Use of this product constitutes acceptance of this warranty in total.

Item N14RE - EN rev. 3.3



Distributed by:

Medes Limited
9 Beaumont Hill, Radlett
Herts WD7 7AR
London, England
Tel/Fax: +44 19238 59810

EU regulatory agent:

US and international patents apply

Specifications are subject to change without notice



Reusable Flow Sensors

SleepSense®

Sensors that make sense

User Manual

Thermal Flow Sensors



Model	Connector / System
1459	Thermistor Flow sensor
1460	Thermistor Flow sensor



Manufactured by: S.L.P. Ltd
62 Anilevitz St, Tel Aviv, 67060 ISRAEL
Tel: +972 3 537 1281, Fax: +972 3 537 1282
www.sleepsense.com

Distributed by: S.L.P. Inc.
112 E. Main St. # 240, St. Charles, IL 60174, USA
Tel: +1 630 513 7479, Fax: +1 630 513 8478
E-mail: info@sleepsense.com
Toll-free (U.S.): +1 888-slp-sens (757 7367)